

You've rejected analytics cookies. You can [change your cookie settings](#) at any time

[Hide this message](#)

GOV.UK **Compare school and college performance in England**

BETA Your [feedback](#) will help us improve this service. To tell us more about your experience, [sign up](#) to take part in user research.

[Back to school overview](#)

[Search](#)

School performance data for the 2022/23 academic year should be used with caution given the ongoing impacts of the COVID-19 pandemic, which affected individual schools and pupils differently.

[Read more](#)

Academy converter

James Dixon Primary School

Ages 3 to 11 • Mixed gender

Primary

This page shows [revised](#) results data for pupils who completed [key stage 2](#) in the summer of 2023. These figures were published in December 2023.

Progress score in reading, writing and maths

The academic progress that pupils make from the end of key stage 1 to the end of key stage 2.

Reading

The banding for this school is 'average' because the confidence interval spans both above and below 0.

Banding

AVERAGE

Score -0.8

Confidence interval
-2.7 to 1.1



Writing

The banding for this school is 'average' because the confidence interval spans both above and below 0.

Banding

AVERAGE

Score 0.5

Confidence interval
-1.3 to 2.3



Maths

The banding for this school is 'average' because the confidence interval spans both above and below 0.

Banding

AVERAGE

Score -1.3

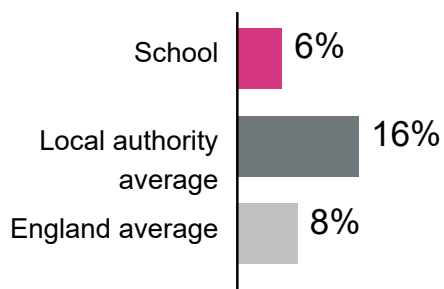
Confidence interval
-3.0 to 0.5



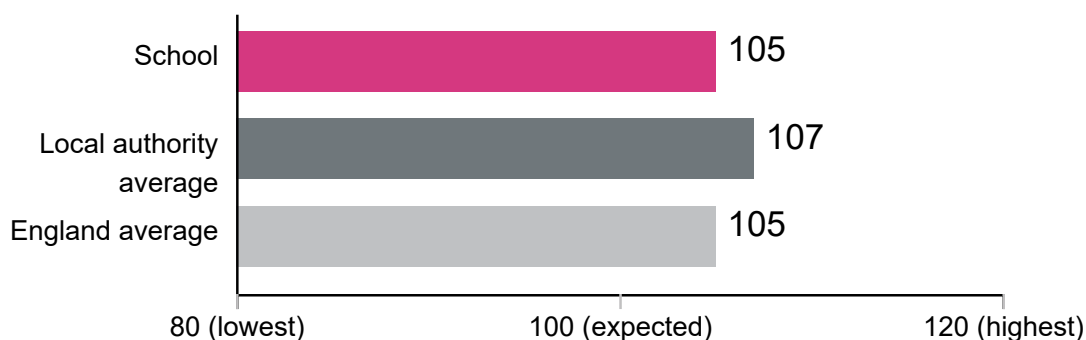
Pupils meeting expected standard in reading, writing and maths



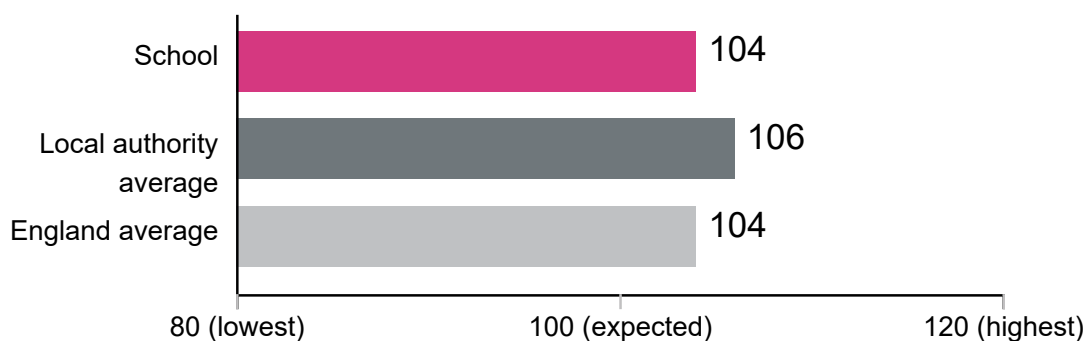
Pupils achieving at a higher standard in reading, writing and maths ?



Average score in reading ?



Average score in maths ?



[Additional measures](#) ➤

[Results by pupil characteristics](#) ➤

[About this data](#)

- LOWCOV = Low coverage: Shown for the 'value added' measure and coverage indicator where schools have less than 50% of pupils included in calculation of the measure
- NA = Not applicable: Figures are either not available for the year in question, or the data field is not applicable to the school or college
- NE = No entries: The school or college did not enter any pupils or students for the qualifications covered by the measure.

For a multi-academy trust, the schools or colleges eligible for inclusion in the trust's performance measures, did not enter any pupils or students for the qualifications covered by the measure

- NEM = No entries: We suppress multi-academy trust (MAT) figures if the MAT has fewer than three schools/colleges with eligible pupils or students in this measure, or where there are 5 or fewer pupils or students covered by the measure.
- NEW = New school or college
- NP = Not published: For example, we do not publish Progress 8 data for independent schools and independent special schools, or breakdowns by disadvantaged and other pupils for independent schools, independent special schools and non-maintained special schools
- RE = Redacted: We redact these figures if they do not allow the calculation of a reliable estimate and therefore don't provide a fair measure of performance. For transparency, we publish the headline information for these providers separately in the national achievement rates tables.
- SN = Small number: The number is subject to rounding and is less than 3
- SP = Small percentage: The percentage is subject to rounding and is between 0% and 0.5%
- SUPP = Suppressed: In certain circumstances we will suppress an establishment's data. This is usually when there are 5 or fewer pupils or students covered by the measure. We avoid making these figures public to protect individual privacy. We may also suppress data on a case-by-case basis.

For a multi-academy trust, we will suppress data when there are 5 or fewer pupils or students, covered by the measure, in total across the establishments eligible for inclusion in the trusts performance measures.

- SUPPM = Suppressed: We suppress multi-academy trust (MAT) figures if the MAT has fewer than three schools/colleges with eligible pupils or students in this measure, or where there are 5 or fewer pupils or students covered by the measure.
- -- = Null: Figures are either not available for the year in question, or the data field is not applicable to the school or college.

- NELIG = Not Eligible: The school, college or multi-academy trust (MAT) was not eligible for inclusion in MAT performance measures in accordance with the rules* on MAT eligibility.
[KS2: \(Page 12\)](#)
[KS4: \(Page 31\)](#)
[16-18: \(Page 69\)](#)
- SUPPMAT = Suppressed MAT: In addition to suppression outlined in SUPP. A multi-academy trust will additionally have its data suppressed for a particular measure if exactly one of the establishments, eligible for inclusion in the trusts performance measures, has its data suppressed. This is to avoid multi-academy trust data inadvertently undoing suppression applied to an establishment.

▼ [Further guidance](#)

Read the [guidance about using the school performance tables](#).

Read more information about the [key stages and the national curriculum](#).

